



International size reference: D .

Electrical characteristics

(Typical values for cells stored for one year or less, at 25°C)

● Nominal capacity		13.0Ah
(At 5.0mA, +25°C, 2.0V cut off. The capacity restored by the cell varies according to current drain, temperature and cut off voltage.)		
● Rated voltage		3.6V
● Maximum recommended continuous current		100mA
(Higher currents possible, consult EVE.)		
● Maximum pulse current capability		200mA
● Rated 1 sec.pulse capability(to 3V)		60mA
Pulse capability varies according to pulse characteristics (frequency duration), temperature, cell history (storage conditions prior to usage) and the application' s acceptable minimum voltage.		
● Storage	(recommended)	30°C max
	(possible without leakage)	-55°C~+180°C
● Operating temperature range		-40°C~+150°C
(Operation at temperature different from ambient may lead to reduced capacity and lower voltage plateau readings.)		
● Typical weight		100g

⚠ WARNING:

Fire, explosion and severe burn hazard. Do not recharge, crush, disassemble, heat above 180°C, incinerate, or expose contents to water. Do not solder directly to the cell.

ER34615S

Lithium-thionyl Chloride
(Li-SOCl₂) Battery

KEY FEATURES

- ✓ High and stable operating voltage
- ✓ High minimum voltage during pulsing
- ✓ Low self discharge rate (less than 1% after 1 year of storage at +25°C)
- ✓ Stainless steel container
- ✓ Hermetic glass-to-metal sealing
- ✓ Non-flammable electrolyte
- ✓ Compliant with IEC 86-4 safety standard and EN 50020 intrinsic safety
- ✓ Underwriters Laboratories (UL) component Recognition (File Number MH 28717)

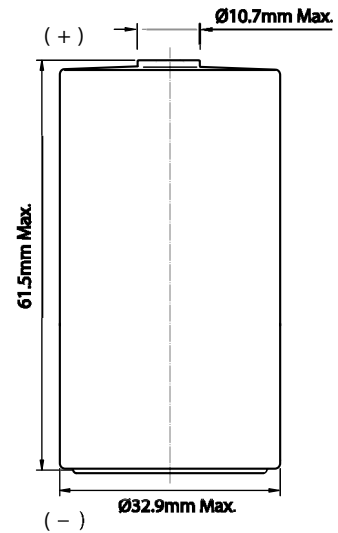
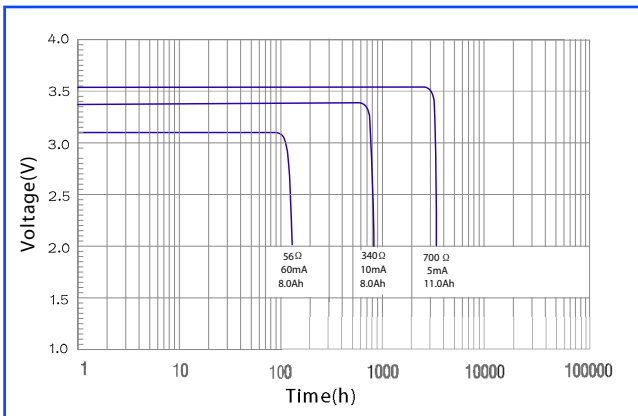
MAIN APPLICATIONS

- ✓ Pipeline Inspection Gauges
- ✓ Oceanographic Instrumentation
- ✓ Portable Instrumentation
- ✓ Guidance and Control Systems
- ✓ Communications Equipment
- ✓ Professional electronics ... etc.

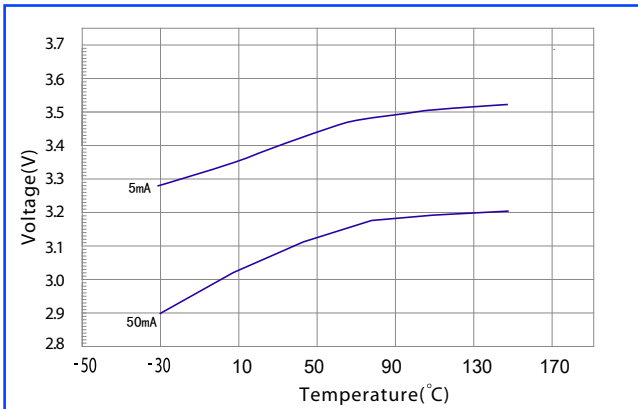
Note: Any representations in this brochure concerning performance, are for informational purposes only and are not construed as warranties either expressed or implied, of future performance.

ER34615S

1. DISCHARGE CHARACTERISTICS@+150 °C



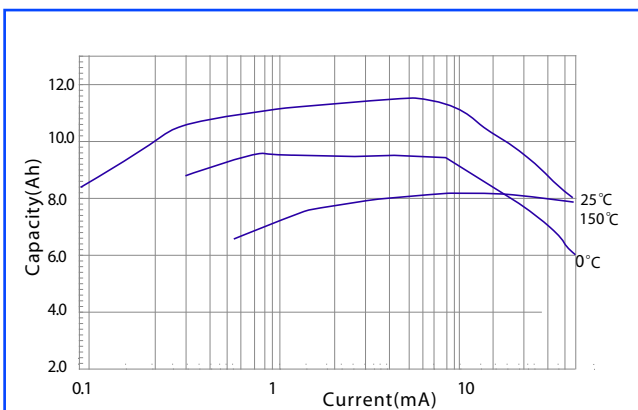
2. VOLTAGE VS. TEMPERATURE



AVAILABLE TERMINATIONS:

Suffix-/S	Standard
Suffix-/T	Solder Tabs
Suffix-/W	Flying Leads

3. CAPACITY VS. CURRENT



4. VOLTAGE VS. TEMPERATURE

